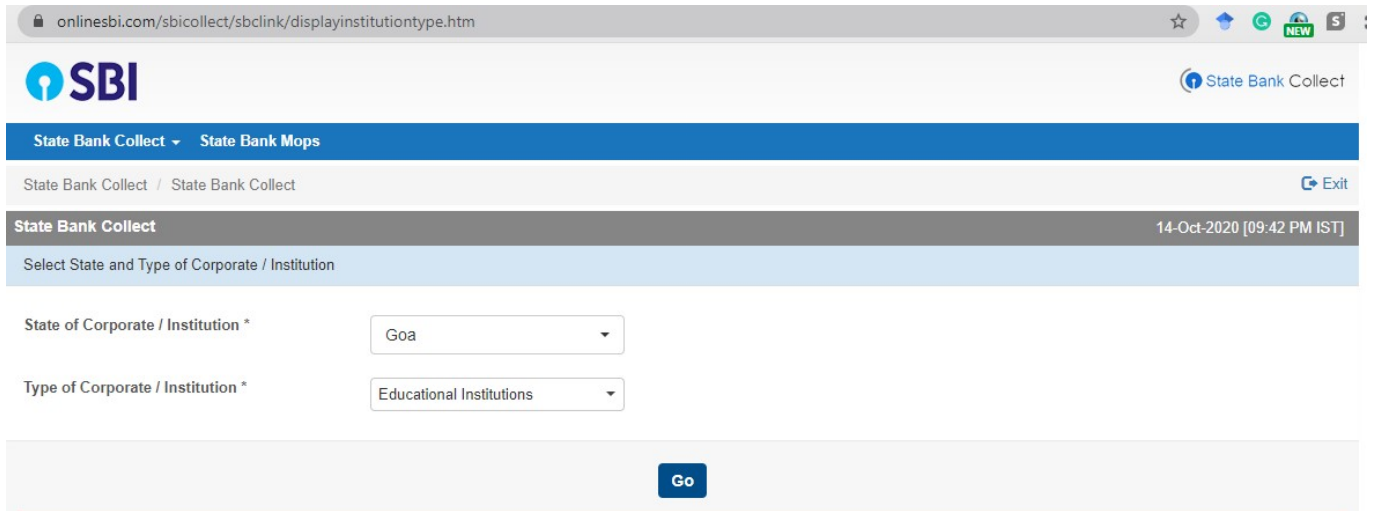


## Procedure For Payment of Fees using SBI Collect

1. Once you visit the link <https://www.onlinesbi.com/sbicollect/icollecthome.htm> of SBI collect read the Disclaimer Clause and click on check box and proceed button for making payment where you will see the following page.

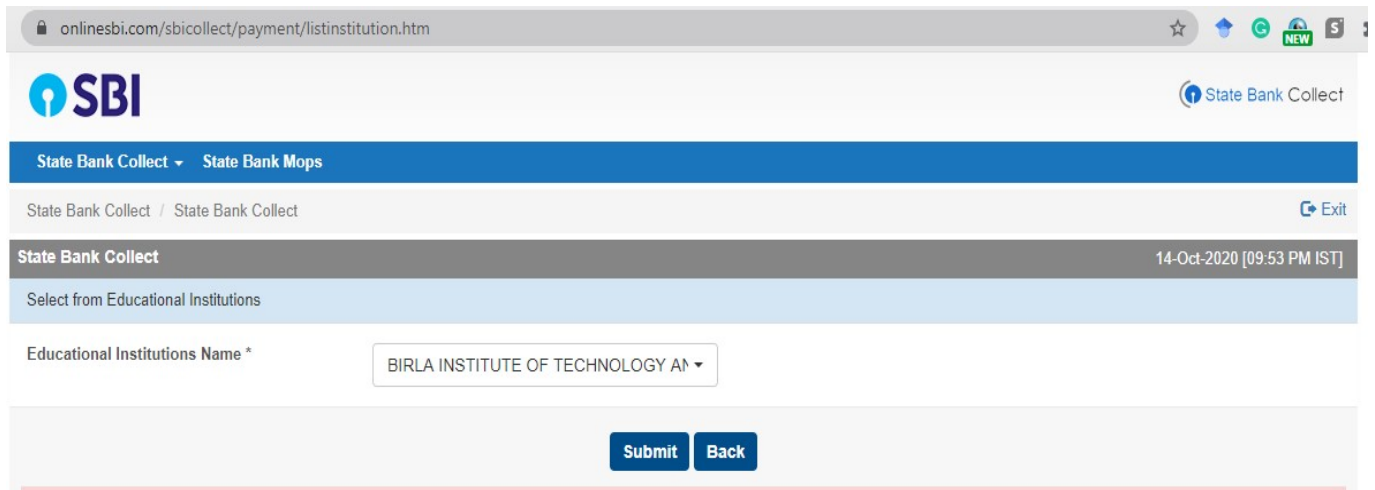
*On the second page Select State and Type of Corporate / Institution as below*

- State of Corporate / Institution: **‘Goa’**
- Type of Corporate / Institution: **‘Educational Institutions’**



The screenshot shows the SBI Collect website interface. The browser address bar displays "onlinesbi.com/sbicollect/sbclink/displayinstitutiontype.htm". The SBI logo is visible in the top left, and "State Bank Collect" is in the top right. A blue navigation bar contains "State Bank Collect" and "State Bank Mops". Below this, a breadcrumb trail shows "State Bank Collect / State Bank Collect" with an "Exit" link. A grey header bar displays "State Bank Collect" and the date/time "14-Oct-2020 [09:42 PM IST]". The main content area is titled "Select State and Type of Corporate / Institution". It features two dropdown menus: "State of Corporate / Institution \*" with "Goa" selected, and "Type of Corporate / Institution \*" with "Educational Institutions" selected. A blue "Go" button is positioned at the bottom center of the form area.

2. Once you fill the above details, you will get to the next page where you need to **select name of educational institution as “BIRLA INSTITUTE OF SCIENCE AND TECCHNOLOGY”** and submit the request.




The screenshot shows the SBI Collect website interface for selecting an educational institution. The browser address bar displays "onlinesbi.com/sbicollect/payment/listinstitution.htm". The SBI logo is visible in the top left, and "State Bank Collect" is in the top right. A blue navigation bar contains "State Bank Collect" and "State Bank Mops". Below this, a breadcrumb trail shows "State Bank Collect / State Bank Collect" with an "Exit" link. A grey header bar displays "State Bank Collect" and the date/time "14-Oct-2020 [09:53 PM IST]". The main content area is titled "Select from Educational Institutions". It features a dropdown menu labeled "Educational Institutions Name \*" with "BIRLA INSTITUTE OF TECHNOLOGY AN" selected. Two buttons, "Submit" and "Back", are positioned at the bottom center of the form area.

3. Finally you will be at the page where you need to select the appropriate category as “conference BITS- Current Trends and Challenges in”

The screenshot shows a web browser window with the URL `onlinesbi.com/sbicollect/payment/listcategory.htm`. The page header includes the SBI logo and 'State Bank Collect'. Below the header, there is a navigation bar with 'State Bank Collect' and 'State Bank Mops'. The main content area features the Birla Institute of Technology and Science logo and name, along with its address: 'NH 17B, Zuarinagar, BITS PILANI, Zuarinagar-403726'. A section titled 'Provide details of payment' contains a 'Select Payment Category \*' dropdown menu. The dropdown is open, displaying a list of categories: '-- Select Category --', 'Conference BITS-Current Trends and Challenges in...', 'M.Phil 2020 Fees', 'Migration Certificate fees', 'SCSC 2020-Faculty', 'Sample Analysis Charges', and 'Transcript Fees'. The 'Conference BITS-Current Trends and Challenges in...' option is highlighted. A red warning box is visible on the left side of the page, containing instructions: 'Mandatory fields are marked with an asterisk (\*)', 'The payment structure document if available will...', and 'Date specified(if any) should be in the format of...'. The footer includes '© State Bank of India' and links for 'Privacy Statement', 'Disclosure', and 'Terms of Use'.

4. On next page insert name, name of your college, email ID, date of birth and mobile number. Then click on the 'Submit' button. Verify all the details on the next page and click on 'Confirm'


wpaymentdetails.htm

 State Bank Collect

State Bank Collect - State Bank Maps

State Bank Collect / State Bank Collect Exit

State Bank Collect 14-Oct-2020 [09:58 PM IST]



**BIRLA INSTITUTE OF TECHNOLOGY AND SCIENCE**  
NH 17B, Zuarinagar , BITS PILANI , Zuarinagar-403726

Provide details of payment

Select Payment Category \*

Name \*

Name of college \*

Mobile No \*


Email Id \*

Amount \*

Remarks

Please enter your Name, Date of Birth (For Personal Banking) / Incorporation (For Corporate Banking) & Mobile Number.  
This is required to reprint your e-receipt / remittance(PAP) form, if the need arises.

Name \*

Date Of Birth / Incorporation \*  

Mobile Number \*

Email Id

Enter the text as shown in the image \*  DC457

5. The next page will display following options for payments.

- **Net Banking:** State Bank of India and associate Banks. Other Banks
- **Card Payments:** State Bank ATM-cum- Debit Card Other Banks Debit Cards. All Credit Cards
- **Other Payment Modes:** UPI/NEFT **or** If you don't have any of these than you can pay in cash at your nearest SBI branch by using the option *i.e* SBI branch generate pre-printed challan and pay in Cash

The screenshot shows the 'STATE BANK COLLECT MULTI OPTION PAYMENT SYSTEM' interface. It is divided into three main sections: Net Banking, Card Payments, and Other Payments Modes. Each section contains several payment options with their respective bank charges and a 'CLICK HERE' button.

| Section              | Payment Option                | Bank Charges |
|----------------------|-------------------------------|--------------|
| Net Banking          | State Bank of India           | Rs 11.8      |
|                      | Other Banks Internet Banking  | Rs 17.7      |
| Card Payments        | State Bank ATM-cum-Debit Card | Rs 0.0       |
|                      | Other Bank Debit Cards        | Rs 0.0       |
|                      | Credit Cards                  | Rs 14.42     |
|                      | Prepaid Card                  | Rs 15.88     |
| Other Payments Modes | UPI                           | Rs 0.0       |
|                      | NEFT/RTGS                     | Rs 15.0      |
|                      | SBI Branch                    | Rs 59.0      |

Additional information from the screenshot: A warning message states 'This payment mode is not available between 23:30 hours IST and 00:30 hours IST'. A note for UPI states 'UPI is not available between 22:30 hours IST and 23:30 hours IST'.

6. Choose the **desired option** and makes the payment. Here you may also print the receipt online